



EST - 160

ORTHOPEDIC EXTENSION TRACTOR



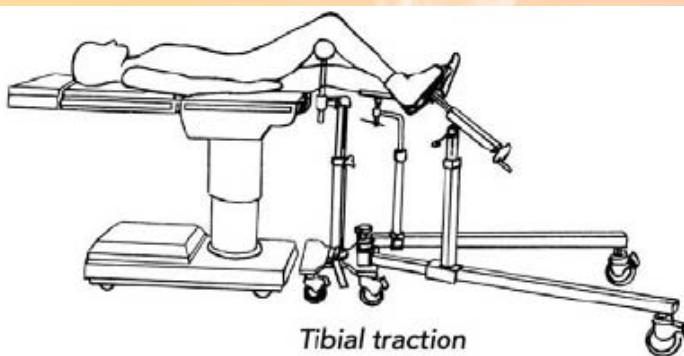
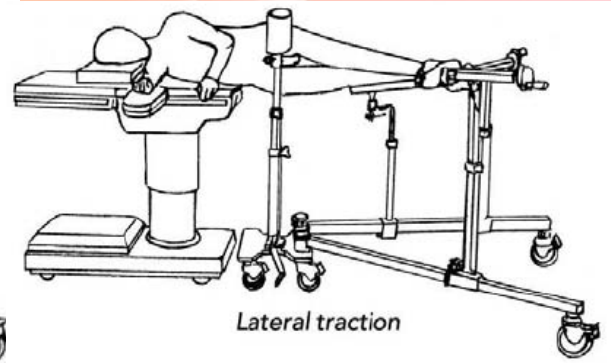
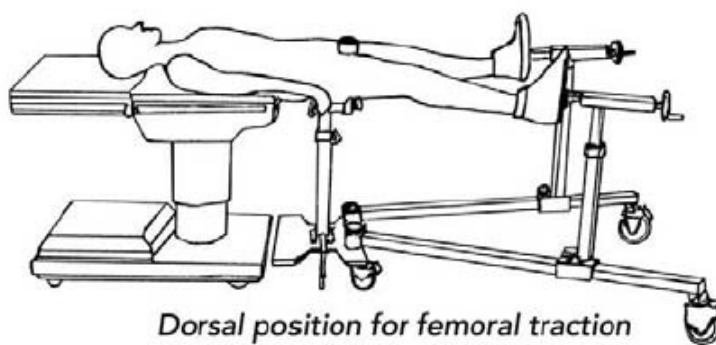
**UNIVERSAL CONNEXION FOR
ANY BRANDS OPERATING TABLES**



EST - 160 ORTHOPEDIC EXTENSION TRACTOR

FEATURES:

1. UNIVERSAL CONNECTION WITH ANY BRAND OPERATION TABLE.
2. INFECTION RESISTANT STAINLESS STEEL FINISHED, EASY TO BE CLEANED EVEN AGAINST THE GYPSUM APPLYING.
3. SPECIAL DESIGN FOR RADIOGRAPHY AND IMAGE INTENSIFICATION PROCEDURES.
4. AVAILABLE FOR LATERAL FEMUR, NECK FEMUR OR TIBIA & FIBULA TREATMENT POSITION.
5. THE PELVIC REST CAN BE ROTATED 360 AND IS MADE BY BAKELITE SHEET WHICH IS SUITABLE FOR RADIOGRAPHY AND IMAGE INTENSIFICATION PROCEDURES.
6. HEAVY 6 CASTERS ARE MADE BY STAINLESS STEEL, AND EACH CASTER WITH SEPARATE BRAKE DESIGN



SPECIFICATIONS:

1. PELVIC ELEVATION: 75-105CM.
2. TRACTION UNIT ELEVATION: 90-120CM.
3. TRACTION STROKE: 20CM.
4. TRACTOR SLIDE: 115CM.

ACCESSORIES:

1. PELVIC REST X 1 SET
2. PELVIC COUNTER X 1 PC
3. PELVIC POSITION FRAME X 1 PC
4. LATERAL FRAME X 1 SET
5. TIBIAL COUNTER X 1 SET
6. TRACTION SHOES X 1 PAIR
7. LEG SUPPORT X 1 SET



ESSE 3 Via Garibaldi 30
14002 Castelnuovo D.B.(AT) - I
tel +39 011 99 27 706
fax +39 011 99 27 506
e-mail esse3@chierinet.it
web : www.4ci.com

