

Computer Controlled Integral Dental Unit

ESSE 3 - DENTISTRY LINE



Computer Controlled Integral Dental Unit

# ES-512 LINE

Innovation with Medical Technologies



Hand ultrasonic scaler



Hand-in curing light



Operating stool



Operating stool



Sky blue



Apple green



Lime green



Orange



Pink

Cashier's color choice



Remote manipulator



X-ray machine



# ES-512

Computer Controlled Integral Dental Unit





# ES-518S

Basic version **DM** ( down mounted)

Luxury version **TM** ( top mounted )








### Characteristic:

- \* Electric driven , electric control
- \* Dental chair with leather , wider cushion and synchronized movement
- \* Special Denmark Linek motor
- \* Cabinet is fixed with the chair : when the chair is up or down, the cabinet will move accordingly to it
- \* Memory of 9 programmable positions + zero position
- \* extendable cushion and comfortable backrest with hitting obstruction safety-equipment.
- \* built-in high/low suction system with separated circuits for surgical and saliva
- \* Multi-functional foot controller with patient positions, rising and water supply and blowing of the hand piece tubes
- \* Movable armrest and adjustable articulated headrest
- \* Supplementary glass tray
- \* Endoscopic system with endo-oral camera and LCD color monitor
  
- \* LED light with whole rotation and oral infrared sensor switch.  
25.000L x powerful illumination to view at a glance.
- \* Adjustable light 3 positions
- \* Endoscope system with endo oral camera and LCD screen
  - Low-mounted instrument tray, ( optional top mounted)
  - LCD screen can show you every function operations of the device, easy to understand which function is operating.
  - Panoramic LED x-ray film viewer
  - Soft keyboard for all commands and memories
  - 5 position instruments ( 3 way syringe + 3 hand pieces + free)
  
- \* Glass spittoon and supply water arm can move 90 degree
- \* Spittoon arm with hitting obstruction safety-equipment to eliminate the apprehension when the chair goes up.
- \* automatic filling of the cup with light sensor , adjustable volume
- \* automatic rinsing of the spittoon in zero position chair
- \* Assistant section 4 position with saliva and surgical aspiration canules ( automatic switching ) + 3 way syringe + free position
- \* Inner water tank for outer water and disinfection
- \* Built in junction box (with water / air / electric main on / off switch)
- \* Multi-functional foot controller with patient positions, water supply rinsing/flushing and blowing for the hand-pieces



**Standard equipment :**

|   |   |
|---|---|
| <p><b>* 5 instruments top-mounted main tray with air brake</b></p> <ul style="list-style-type: none"> <li>- up to three 4 holes hand piece tubes</li> <li>- one 3-way syringe ( hot/cold water )</li> <li>- one electronic scaler ( <i>optional</i> )</li> <li>- one 24V Panoramic LED X-ray film viewer</li> </ul> <p><b>* main keyboard for</b></p> <ul style="list-style-type: none"> <li>- chair movements with 9 memorized positions + zero</li> <li>- rinsing spittoon and filling cup</li> <li>- lighting lamp</li> <li>- heating water</li> </ul>   |    |
| <p><b>* Assistant section for 4 instruments</b></p> <ul style="list-style-type: none"> <li>- aspiration and saliva canule, automatic switching</li> <li>- 3-way syringe ( hot/cold water )</li> <li>- LED curing light</li> </ul> <p><b>* subsidiary keyboard for</b></p> <ul style="list-style-type: none"> <li>- chair movements</li> <li>- filling cup and rinsing spittoon</li> <li>- heating water</li> </ul>  |    |
| <p><b>* Tempered glass spittoon</b></p> <ul style="list-style-type: none"> <li>- rotatable water supply arm</li> <li>- light sensor for automatic filling cup</li> </ul> <p><b>* Inner tank for outer water and disinfection</b></p>  |   |
| <p><b>* Endoscope system</b></p> <p>composed by :</p> <ul style="list-style-type: none"> <li>- CCD endo-oral camera</li> <li>- articulated arm with LCD colour screen</li> </ul>  |  |
| <p><b>* Articulated arm with LED operating lamp with adjustable light</b></p> <p><b>* Multi-functional foot controller with patient positions, water supply rinsing/flushing and blowing for the hand-pieces</b></p> <p><b>* junction box (with water / air / electric main on / off switcher)</b></p> <p><b>* Operating stool</b></p> <p><b>* Power voltage : 220 V / 50-60 Hz</b></p> <p><b>* Motor voltage : 24 V</b></p> <p><b>* Water pressure : 0.2MPa-0.4MPa</b></p> <p><b>* Air pressure : 0.5MPa-0.8MPa</b></p> <p><b>* Package : wooden box 150x110 x131h cm , gross weight 300kg</b></p> |  |

**Options :**

- \* TOP mounted instrument tray  
With stainless steel adjustable instrument under shelf  
Each rod with five sub-position to ease the work when it comes back
- \* Fiber optic predisposition for 2 instruments
- \* High speed hand piece ( air and electronic powered )
- \* Low speed hand piece ( air and electronic powered )
- \* Build in electronic scaler, autoclavable handle
- \* Build in junction box





# ESSE 3 ES-512 LINE



## ES-512A

Computer Controlled Integral Dental Unit



## ES-512G TM



## ES-512B



DENTAL UNIT

## ES-519S



## ES-512F TM



CE

haracteristic:



ESSE 3 Via Garibaldi 30  
14022Castelnuovo D.B. (AT)  
tel +39 011 99 27 706  
fax +39 011 99 27 506  
e-mail [esse3@chierinet.it](mailto:esse3@chierinet.it)  
web : [www.esse3-medical.com](http://www.esse3-medical.com)

